



Kedarkantha Peak Trek





WINTER TREK 2022



Description



Best Season > Mid. Nov. to March



Nature of Trip > Trekking & Camping



Location > Garhwal Himalaya Uttarakhand



Max. Altitude > 3800 m/12500ft.



Grade > Easy to Moderate



Duration > 5 Days / 4 Nights



DETAILED ITINERARY



DAY 1: DEHRADUN TO SANKRI (2000M) 9Hr. DRIVE

The journey will start at 7.00 am from Dehradun Railway Station to Sankri and it will take around 9 hrs. We will drive via Dehradun and Mussoorie, alongside the Yamuna and also passes by beautiful pine forests. On reaching Sankri, we will explore the scenic hamlet to prepare for the trek. Over night stay at Sankri.



DAY 2: SANKRI TO JUDA KA TALAAB (TREK 3-4 HR)

After having breakfast, we will set out on a moderate hike which, for the most part, goes through the forest. We will walk to Saur village and then climb up till we reach a small pond, Juda-ka-Talab, which is frozen during winters. As we continue climbing up, we will get fleeting glimpses of the snow-capped Himalayan peaks. One more hour of hiking will take us to the meadows where we will camp overnight, in tents.



DAY 3: JUDA KA TALAAB TO KEDARKANTHA BASE CAMP (TREK 2-3 HR)


Kedar Kantha base becomes our destination for the day and we start for it post breakfast. Today will be a busy day for the shutterbugs as the trek route is beautiful with open views on all side and vast snow fields decorated with green patches. However, our destination is even more impressive. Imagine a vast open, snow fields, the size of two football fields, a stream running by and misty mountains forming the background - this is the Kedar Kantha base where we will camp overnight in tents. We told you it was impressive!

DETAILED ITINERARY




DAY 4: SUBMIT KEDARKANTHA PEAK AND BACK TO JUDA KA TALABA

Now imagine, if the Kedar Kantha base is that stunning, what will the view from the summit be like? The distance to the summit is not long but the climb is steep and depending upon the snow conditions then, we will pick the best route – and it will take about 2-3 hours. As for the view from the top – you will be able to see all the mountains of the Yumnotri, Gangotri and the Kinner Kailash range, plus the valleys. Next, we will descend the peak and trek all the way down to Juda-ka-Talab or an alternate campsite, depending on which route we choose. Overnight in tents.



DAY 5: JUDA KA TALAAB TO SANKRI (DEPARTURE TO DEHRADUN)

We will return today after an early Breakfast. We will reach Sankri at around 11 o'clock. After reaching Sankri, we will board the vehicles and start driving back towards Dehradun. Arrive in Dehradun by around late afternoon 6.00 PM.



Trek Essentials

*** Basic Essentials ***

- Back Pack & Rain Cover (50-60 liter)
- Day Pack & Rain Cover (20-30 liter, If you hire mule or porter)
- Couple of water bottles (Avoid Bisleri Bottles)
- Hiking Shoes (Should be water proof and ankle support)
- Torch (With extra batteries)
- Glucose, Chocolates, biscuits and nuts
- Personal Medical kit (If you required)
- Original ID Card

*** Clothing Essentials ***

- Trek Pants – 2 Nos. (Avoid Jeans, Shorts, Capri, Fitting Denims)
- T-shirts – 4 Nos. (2 Full Sleeves, 2 Half Sleeves)
- Sweater– 2 Nos. (1 Fleece, 1 Woollen)
- Jacket – 2 Nos. (1 Fleece, 1 Down feather), Warm Inner wears
- Thermal Wear – 1 Nos. Gloves – 2 Nos. (1 Woollen, 1 Waterproof),
- Socks – 5 Nos. (3 Cotton, 2 Woollen), Hand Gloves
- Rain Coat/ Poncho – 1 Nos.
- Handkerchief/towels – 1 Nos. , Slippers – 1 Nos.

*** PROTECT YOUR HEAD ***


- UV sunglasses – 1 Nos.
- Caps – 2 Nos. (1 Sun Cap, 1 Woollen Cap)
- Balaclava – 1 Nos.

*** PERSONAL UTILITIES ***

- Sunscreen Cream/ Body Lotion
- Lip Balm/ Sanitizer
- Cameras Toilet Paper & Wipes
- ToothBrush & Paste Quick Dry Towel
- Books (If you like reading)
- Music Instruments (Guitar, Flute)



COST OF TRIP



DEHRADUN TO DEHRADUN RS 8500 PER PERSON TRIPLE SHARING BASIS

INCLUSIONS

- Transportation from Dehradun to Sankri & Return
- Accommodation during the trek (Camping)
- All meals – vegetarian
- Camp Fire at Campsite (If Available)
- Trekking permits and forest camping charges
- Trekking equipment (Crampons, gaiters, Tents, Sleeping Bags, Ropes, etc.)
- Safety equipment (First Aid, Medical Kit, Oxygen Cylinders, Stretcher, etc.)
- Services of an expert trek leader (Qualified in Basic/Advanced Mountaineering Courses)
- Services of an expert trek team (Guides, Cooks, Helpers, Porters/Mules)
- Achievement Certificate
- Memories for Life Time

EXCLUSIONS

- Food during travelling from Dehradun to Sankri & Return
- Backpack offloading charges additional (Rs. 250/ Per Day / Per Bag)
- Personal expenses of any kind
- Anything apart from the inclusions

TERMS & CONDITIONS

- Please fill up the registration form and pay an advance 30% to 50% of total Price and the balance payment is to be paid before 30 days of the departure date of the batch.
- Cheque/Demand Draft should be drawn in favour of 'Yuva Pragati Adventure Treks and Tours'.
- Team Yuva Pragati Adventure Treks & Tours has right to change the itinerary & schedule without any notice .
- Payment for this trip will not be adjusted against any future trips.

CANCELLATION POLICY

- Before 30 days: 90% of total Land Package Cost is refundable
- Between 21-30 days: 75% of total Land Package Cost is refundable
- Between 11-20 days: 50% of total Land Package Cost is refundable
- Less than 10 days: No refund

ACTIVITIES

- Camping
- Trekking
- Bonfire



Have Pleasant Journey !

For Inquiry

Call of Mountain



Yuva Pragati

Adventure Treks & Tours



www.yuvapragati.com

Follow us on



Visit our social media handles by clicking any of the above icons